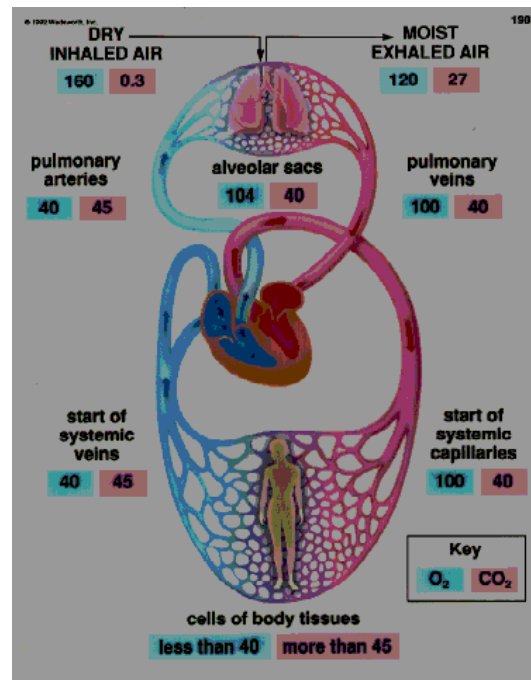
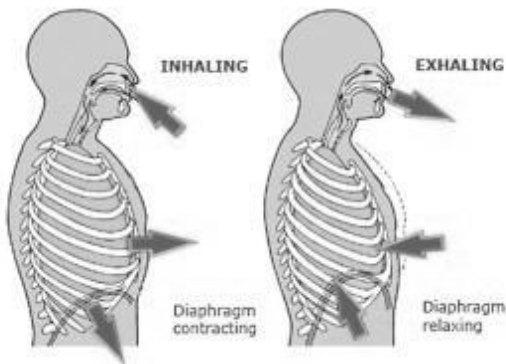
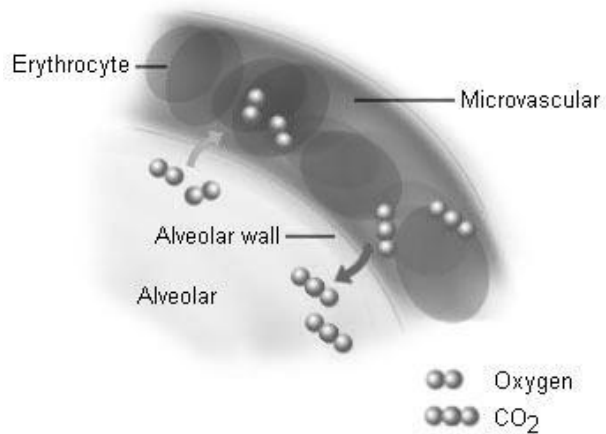
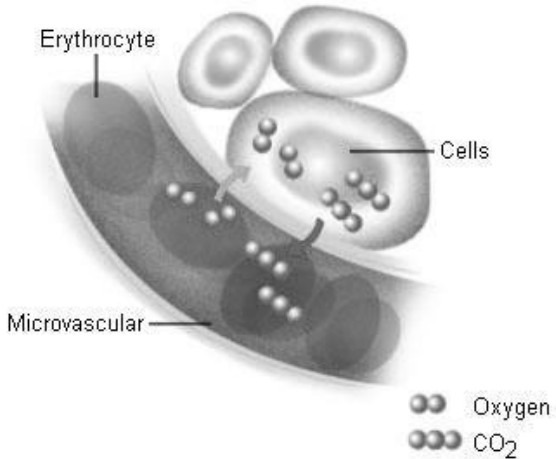


Name \_\_\_\_\_  
 Date Due \_\_\_\_\_

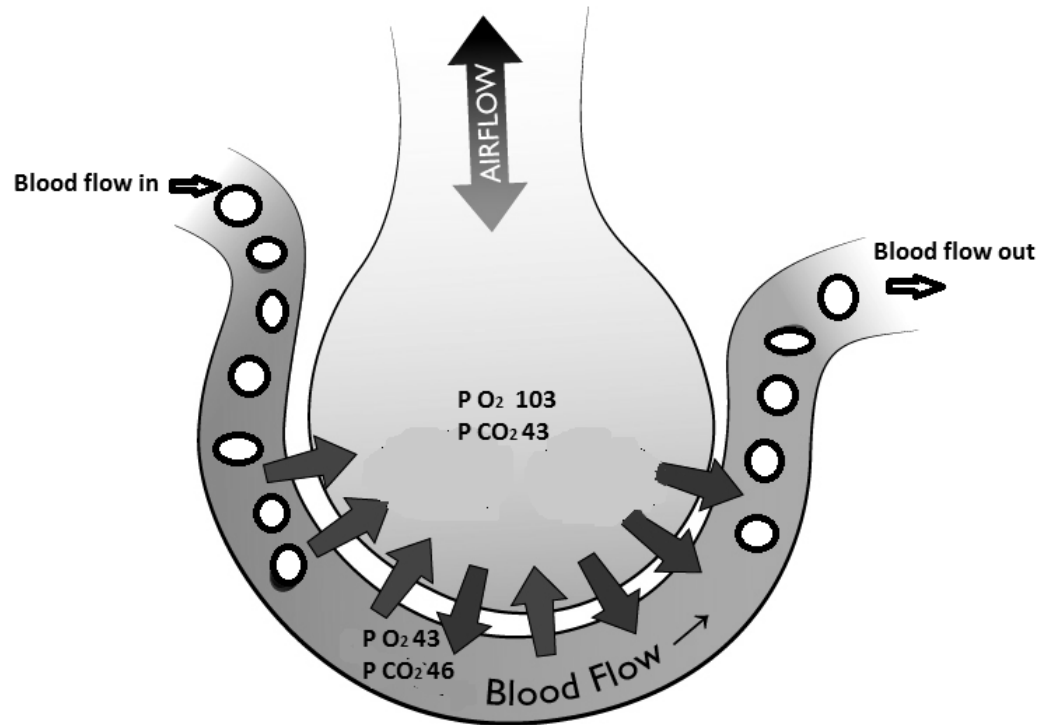
### The Breathing Cycle

Learning Target: Interpret diagrams related to the breathing cycle. (reasoning)

Identify the step of the breathing cycle represented by each picture using the following words:  
 external respiration, internal respiration, transportation, ventilation.



5. Label the alveolus.
6. Label the capillary.
7. Color the deoxygenated blood cells blue.
8. Color the oxygenated blood cells red.
9. Label an arrow that shows the flow of  $\text{CO}_2$ .
10. Label an arrow that shows the flow of  $\text{O}_2$ .



11. \_\_\_\_\_ Select the best title for this diagram?
  - A. Ventilation
  - B. External Respiration
  - C. Transportation
  - D. Internal Respiration
  
12. \_\_\_\_\_ The exchange of gases is occurring because of differences in
  - A. partial pressure.
  - B. the amount of hemoglobin available.
  - C. the amount of bicarbonate.
  - D. air flow.